

Spheres Of Light



Awakening the Dragon Within

Samhain Weekend — May 3rd-5th 2019



Samhain Weekend Schedule 2019

Friday	Page
6:00pm – Arrival	
7:00pm – Dinner	
8:00pm – Opening Ritual – Summoning the Dragons	3
Relax around the campfire	
Saturday	
8:00am – Meditation/Ritual	
8:30am – Breakfast	
10:00am – Workshop – Dragon Power Intro	7
10:30am – Working with Ley lines and Earth Energy	7
11:15am – Morning Tea	
11:30am – Raising the Dragon Fire	8
12:30pm – Creating a Dragon Spell of Empowerment	9
1:00pm – Lunch	
2:00pm – The Power Behind the Dragon Eye	11
2:30pm – Making Dragon Eye Jewellery	12
5:00pm – Free time	
6:00pm – Dinner	
8:30pm – Lilith Ritual	14
Relax around the campfire	
Sunday	
8:00am – Meditation/Ritual	
8:30am – Breakfast	
10:00am – Workshop – Vision Quest into the Realm of Lilith	22
11:30am – Morning Tea	
12:00pm – Lunch	
1:00pm – Meditation/Drawing - Dragon Wings	23
2:30pm – Closing Down Ceremony – clean up and goodbyes	26

Friday Night Dragon Ritual

On this night we will raising the inner Dragon and opening a gateway into the void by the use of power words. We will be using the Enochian word VOVIN which means dragon. The word will be used as a energy raising technique.

Cast Circle

By the power of the dragons may this circle be blessed cleansed and sanctified.

Person hosting the ritual stands in front of altar and bows.


Says:

I (Dragon Name) invoke the Dragons this night
Come, Dragons of the primordial waters
Come, Dragons from the primal source of creation
Come, Dragons of Lightness and Darkness
Come, Dragons of Chaos and Form
I invoke you to join us and impart your wisdom and ancient knowledge
Guard and Protect us this night
As be your will

Take the anointing bowl and anoint each person on the third eye with the words:

“May you Awaken to the power of the Dragon”

Take the Athame from the altar and trace out the invoking pentagram at each quarter



I open the Eastern gates of Air
Come forth with your mighty winds
Circle us with your power and inspiration
I call you to come forth and protect and charge this circle.
As be your will

I open the Northern gates of Fire
Come forth with your fiery breath
Circle us with your strength and power
I call thee to come forth and protect and charge this circle.
As be your will

I open the Western gates of Water
Come forth with your power of the primordial ocean
Circle us with the power of connective energy
I call thee to come forth and protect and charge this circle.
As be your will

I open the Southern gates of Earth
Come forth with your protective force
Circle us with the powers of manifestation
I call thee to come forth and protect and charge this circle.
As be your will

Invocation

I invoke the Dragon
Lord of Water! Dragons of the Earth! Apocalyptic Fire! The breath of the world!
Primal Source of all Creation!
I call the Dragon of the Void!
Ancient serpent that hold the universe in its coiled embrace
The gate and key to the depths of my soul
Awaken from the slumber from the depths of the void
And arise from the abyss of the night
I invoke your timeless essence which is the soul of the world
I invoke your blood which is the vital force of every living being
I invoke your darkness and your light
I seek rebirth in your dark womb where the flame of the Godhead is born
Awaken my body, my soul and my blood with your spark of divinity

Shout Vovin 11 times

Meditation

Take a deep breath imagine the veins of the earth beneath your feet flowing with the dragon force. Breathe deeply and with each breath feel this energy moving and vibrating warm and pulsating, as if you were standing on a dragon's body.

Vibrate the word vovin in a low long sound, you should feel the vibration throughout your body. At the same time imagine you are pulling the energy from the veins of the earth through the soles of your feet up to the base of your spine. Focus on your base chakra – feel the dragon force awaken and activate this energy centre. Repeat vibrating vovin until you go through all the chakras.

Then we will move to the chakra above the head, keep vibrating vovin, as you vibrate the chakra grows and expands and consumes everything around you until you are in a limitless dark space. In

the Darkness you have a sense of a great expanse. As you are experiencing this void, you feel an energy swirl around you. As it swirls the force becomes stronger. Slowly you notice a colour swirling around, what colour is it? As the colour swirls around you, you notice it is taking shape into a large dragon. The dragon starts to connect to you by telepathy. You can hear its words in your head. You can answer in the same.

Spend some time with the dragon and when it is time I will call you back.

You thank the Dragon for its words of wisdom. The dragon moves back into the void and soon you start to see a light breaking up the dark void. The light gets brighter and brighter until you feel yourself moving back into the room, feel yourself sitting in the chair. Very gently start closing down your chakras and when you feel that you are fully back into your body wriggle your fingers and toes and then open your eyes. If you feel dizzy then just gently stroke your nose.

Activity

Drumming to raise energy.

The circle cast inside the hall remained until the end of the weekend, when it was released.



Altar for Friday night's ritual.



Crystal grid set up beside main altar.



Workshop — Dragon Power

Dragons are basically our greatest allies in making change. We can achieve this power to enact change by working regularly with the Dragons. We can achieve this power by the process of regularly honouring the dragons through simple ritual and meditation. The more you involve your life in working with dragons the more the dragons will involve themselves with you.

Open up with Dragon Ritual and Dragon Meditation

Dragon Magick - Long ago people honoured the dragons and worked with them to maintain a positive life. Many cultures throughout the ancient world all had their connections to dragons. Dragon Magick is the calling upon Dragons to aid you and become co-magicians with you. Dragon Magick can be practiced on its own or along with other Magickal Traditions. Dragon Magick is not for everyone and you need to develop a sense of discernment as not all dragons are friendly and may have their own private agendas. Those who practice Dragon Magick must be self-disciplined seekers who realise the potential dangers but dare to communicate with and befriend this vast astral power of the Cosmos. There are many dangers in this kind of magick due to the immense power it has. This type of Magick is for the Magician who is serious about working with dragons on a magickal & spiritual journey.

When you are befriended by Dragons as co-magicians, they can empower your rituals no matter what tradition you practice far beyond what you have normally encountered. Their grasp of ancient knowledge is deep and profound. Their ability to see through layers of time both present and past as well as the future is astounding and quite accurate if they choose to reveal what they see to you. As protectors during rituals or everyday life there are no equals. If you are chosen by Dragons, under their tutelage you will have the opportunity of constantly learning and evolving your knowledge and magickal ability.

Working with Ley Lines and grid lines - The Dragon energy is our connection to the beginning of the Earth story as we are each part of it, we wouldn't be here otherwise. When we become at one with nature, the earth, other dimensions and beings they activate as our body becomes lighter and clearer. We sense the energies in the earth, the stars, the crystals, the Sun, in oneness to all. The dragon energy is life force energy that runs in our earth through the ley lines and grid lines as well through the crystalline grids and our crystalline body.

Healing ourselves and the Land - These lines of energy are like the acupuncture meridians of the earth. They are the basic energy signal on which the wellbeing of all the Earth's inhabitants depends. When the ley lines are sick, the land supports negative situations, and corruption breeds. When we heal the ley lines and grid lines, everyone's health is improved, society becomes more positive, and many personal conflicts between people are resolved.

Earthing - Earthing means connecting your physical body (skin layer) to the Earth. Earthing is a process that allows us to ground ourselves and, in the process, heal ourselves. From an earthing perspective, our bodies are already short-circuiting, resulting in the prevalence of physical, emotional, and mental disorders. Connecting to the Earth grounds us, re-balancing our electrical system and we absorb dragon energy. This is call earthing.

The Health Benefits of Earthing - The theory is that earthing allows a transfer of negatively charged electrons from the Earth's surface into our body. These electrons neutralize positively charged free radicals that cause chronic inflammation. An excess of free radicals damages our cell membranes and DNA, leading to cancer and other diseases. Because earthing has been shown to reduce blood viscosity (thickness) and inflammation, it has the potential to support cardiovascular health. Most of us have an overactive sympathetic nervous system (excessive emotional stress). Preliminary studies show that earthing has a calming and balancing effect on the nervous system.

Biophysicist James Oschman explains:

The moment your foot touches the Earth, or you connect to the Earth your physiology changes. An immediate normalization begins. And an anti-inflammatory switch is turned on. People stay inflamed because they never connect with the Earth, the source of free electrons which can neutralize the free radicals in the body that cause disease and cellular destruction. Earthing is the easiest and most profound lifestyle change anyone can make.

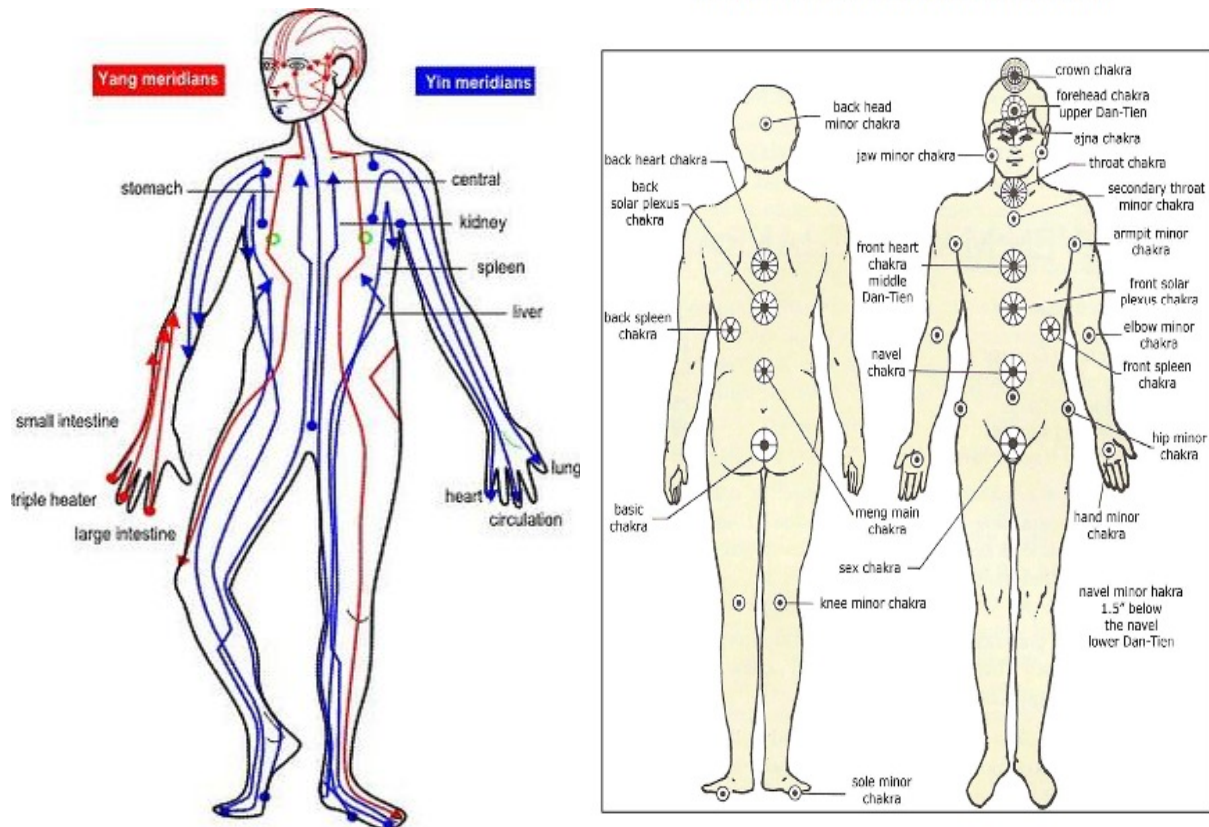
Exercise: We are going outside and we will be intuitively finding our own personal power spot. Once you have found a spot lay on the ground and connect to the meridians of the earth. First up just release all of your negativity and emotional stress into the earth. You are now going to visualise that the earth's energy is circulating through your body. You can channel that energy to various parts of your body that needs specific healing.

Giving back to the Earth - Once you have gone through the healing process, you will give healing back to the earth. You will channel energy back into the earth, visualise the energy going through the grid lines and ley lines repairing and unblocking all the meridians in the earth. Clearing the negativity and pollution bringing the earth back into balance.

Raising the Dragon Fire - Dragon Power is the primal life force which has the ability to heal itself, fight off infections, grow and seek fulfilment. These are qualities of the life force in all of us. But as we are connected to the greater whole, we are also at one with the larger life force of the earth which can back up our life force and our magick when it wanes. We often forget we are of the earth and can tap into the earth's life force when we need it. So, if you feel powerless, lost with no sense of direction, restricted, longing for freedom, afraid to face your shadow side, or have forgotten your dreams, you definitely need the dragons. There is a whole system of magick for working with these powerful beings to change anything in your life.

The concept of accessing and controlling the inner dragon is the key to developing the Dragon's Fire for the purpose of magic and for healing. You can also use it for spiritual development and psychic expansion and self-empowerment. The Dragon's Fire is pure energy that originates from your desire, passion, emotion and from sexual energy. Harnessing this power is through the control of our meridian and chakra system. To be effective in creating the fire one must learn how to channel this fire efficiently through our body and through our psychic centres. You can utilise this energy to work on your own body that needs healing by channelling the fire to a particular part of your body.

ELEVEN MAJOR CHAKRAS & RELATED MINOR CHAKRA SYSTEM



Exercise - Meditation: Concentrate on the earth's energy. Visualise the energy rising up from its core, see it moving through the soles of your feet. See the energy moving up to your base chakra. See the energy moving into the base chakra connecting to the serpent coiled in the chakra. Feel the fire in the base chakra, now visualise the coiled serpent being awakened and rising through each of the chakras. Feel your energy become warmer as the dragon fire moves up to the top of your head.

Circulate this fiery energy around your body until it forms a complete sphere around your body. This energy can be utilised for creating an energetic field of protection. It also can be used as a power base for healing and to create power for your magick spells.

Raising the fire – Take the energy you just have created, feel it rising it within you like a erupting volcano and when you feel the energy peak then let go your primal scream.

Empowerment Spell

This is a spell that has a double edge to it. It can be used to gain empowerment or to seek justice. We will be using the symbol of the rune to determine the intent of this spell.

Ingredients:

- Paper bag
- Cinnamon
- Cayenne Pepper
- Bay Leaves

Empowerment



Ansuz Rune is drawn on the paper bag. Ansuz – the symbolic expression of the life force, the breath of the world. This rune is associated with the most powerful Norse god Odin – the god of wisdom and sky, the father of other gods, the king of Aesir clan of gods. Through this rune the divine wisdom and power flows to the human world. As a rune of Odin it symbolizes communication, authority, creativity and arts – the expression of higher energies. It's a rune of shamans and magicians who act in accordance with the spiritual reality.



Thurisaz rune represents the defence or the attack according to the use which we make, it is at first a rune of protection, defence against what attacks us. Thurisaz also helps to fight our bad habits and obliges to confront the own fears which we have and to overcome them. Thurisaz is like Mjöllnir, the hammer of Thor, which makes the ground tremble or the thorn in which we prick ourselves when we are not careful enough.

Details: Draw the rune Ansuz or Thurisaz on the paper bag. You can also add any other symbols that represent empowerment to you. You can write your request on the bay leaves and add cinnamon and cayenne pepper to add extra power. We will consecrate the bag with our intent and then we will raise power by raising the fire. We will then enact the dragon power whilst we are around the fire pit later in the night by throwing the bags into the fire.



After the workshop the spell bags were placed on the crystal grid for added power before the evening ritual when they would be thrown into the fire.

The Power Behind the Dragon Eye Talisman

The word "talisman" is from the Greek root *teleo*, meaning "to consecrate." A talisman is a man-made object endowed with magical power, often used for purposes of protection. A pentagram, St. Christopher medal, or crucifix are all, in effect, talismans. The most potent of magic is that done for a specific purpose by the person most concerned. Therefore, the normal, store-bought talismans are too general and non-personal to be as effective as they might be. However, as talismans they would certainly be more powerful if constructed by the individual and then could be made even more potent by a ritual consecration.

Pierre de Bresche, in *Traité des Talismans* (1671), said that in making a talisman, the maker must concentrate on the engraving or drawing he is doing and must also concentrate on the "end" or purpose for which the talisman is being made, to the absolute exclusion of all else.

A talisman can be of any shape and of virtually any material. To go a step further, you can add additional power by consecrating your talisman on the meaning of the day, the planet and if possible on the time of the correct planetary hour.

The associated with the days of the week and their properties are as follows:

Sunday—Sun—Gold: fortune, hope, money.

Monday—Moon—Silver: dreams, merchandise, theft.

Tuesday—Mars—Iron: enemies, matrimony, prison, war.

Wednesday—Mercury—Mercury/Aluminium: debt, fear, loss.

Thursday—Jupiter—Tin: clothing, desires, honour, riches.

Friday—Venus—Copper: friendship, love, strangers.

Saturday—Saturn—Lead: building, doctrine, life, protection.

According to the Hermetic Order of the Golden Dawn, a talisman is "a magical figure charged with the Force which it is intended to represent." It is so charged by inscription and consecration. What is put on the talisman is the most important part of the ritual. It can be a word, or it can be a sigil or an image. Many medieval talismans show geometric designs in combination with magical symbols. Following the doctrine that the more energy you put into the making of the talisman, the more powerful it will be.

The first step in making a talisman is to determine precisely how it will be used. Will it be for protection, to bring love, for healing, to gain power, or for some other purpose? Once the need has been determined, that need must then be reduced to a single sentence. From there, the magician can decide which of the planets and the days of the week would be most appropriate for that purpose.

Once the proper sigil has been determined and applied to the talisman, and it has been personalized for the one who will use it, the object must be consecrated before it can be used. So long as it is worn, it will continue to work and to attract the required forces from the universe.

Dragon Eye Jewellery Workshop



The dragon eyes and a few other items we created at the Saturday afternoon workshop.



Relaxing & waiting for the polymer clay dragon eyes we made to bake & harden in the kitchen oven.



Saturday Night Lilith Ritual



Lisa holding the “Apples of Forbidden Knowledge”, ready to conduct the Lilith ritual which was held outside at the fire pit.





Lilith statue added to the centre of the altar.

Opening

By the power of the dragons may this circle be blessed cleansed and sanctified.

I (Dragon Name) invoke the Dragons this night
 Come, Dragons of the primordial waters
 Come, Dragons from the primal source of creation
 Come, Dragons of Lightness and Darkness
 Come, Dragons of Chaos and Form
 I invoke you to join us and impart your wisdom and ancient knowledge
 Guard and Protect us this night
 As be your will

Take the Athame from the altar and trace out the invoking pentagram at each quarter

I open the Eastern gates of Air
 Come forth with your mighty winds
 Circle us with your power and inspiration
 I call you to come forth and protect and charge this circle.
 As be your will

I open the Northern gates of Fire
 Come forth with your fiery breath
 Circle us with your strength and power
 I call thee to come forth and protect and charge this circle.
 As be your will

I open the Western gates of Water
 Come forth with your power of the primordial ocean
 Circle us with the power of connective energy
 I call thee to come forth and protect and charge this circle.
 As be your will

I open the Southern gates of Earth
 Come forth with your protective force
 Circle us with the powers of manifestation
 I call thee to come forth and protect and charge this circle.
 As be your will

Calling in Lilith

Lilith! from the dark dimensions we call you forth. Rise up from the depths of the underworld place of the dead to meet with us this powerful night of Samhain. While the veil between worlds is thin we call to you to be here with us now.

Lilith goddess of all that is dark and mysterious, hail thou, mother of beasts and darkness, Queen of dragons and beasts of prey, whose wings carry you forth between the worlds. Your spirit lives in every woman and every man since the beginning of civilisation and until the world's end.

We are humbled by your presence and mighty power. We ask of you O' great Lilith to guide us through the underworld this night and deep into our own internal night of darkness so we may seek the light of truth not yet known.

Meditation

Eating the Apple of Forbidden Knowledge

Offerings to the fire and fire scrying

Closing

We thank you Lilith for being here with us tonight. We ask that you stay with us during our sleep this night and continue to bring us any insights through our subconscious and dreaming.

Close quarters with banishing pentagram

I close the Southern gates of Earth
Thank you for coming forth, witnessing this rite and protecting this circle.
May you dwell within our hearts
So shall it be

I close the Western gates of Water
Thank you for coming forth, witnessing this rite and protecting this circle.
May you dwell within our hearts
So shall it be

I close the Northern gates of Fire
Thank you for coming forth, witnessing this rite and protecting this circle.
May you dwell within our hearts
So shall it be

I close the Eastern gates of Air
Thank you for coming forth, witnessing this rite and protecting this circle.
May you dwell within our hearts
So shall it be

By the power of the Dragons this circle is closed.

Drumming and Fire Scrying during the Lilith Ritual










Face in the fire




Dragon (left) & underworld hound (right)



Serpents and dragons in the fire





Silhouette of a little dragon watching the fire (flame crystals added for colour)

Vision Quest into the Realm of Lilith

Lilith is the most famous personification of the feminine of the night side. She is Queen of the Night and the consort of Samael. In medieval legends we see her in the form of the Serpent in the Garden of Eden, tempting the first human in tasting the forbidden fruits of the tree of knowledge. Lilith is the first wife of Adam, who was unconventional sexually and the mother of demons and abominations of the worlds. In feminist ideology, she is the liberated woman and in Jungian psychology she represents the dark unconscious part of the Self. Together with Samael she rules the whole Qliphotic Tree (opposites of the holy Sefirot on the Tree of Life). With her consort she acts as the guide and initiator on the Path of the Dragon.

Like the fire snake that awakens consciousness and liberates us from the bonds of ignorance. She liberates from the illusions of the flesh and awakens spiritual desire. Her sexual mysticism is the hunger for transgression and transcendence. While nature encourages us to procreate in order to ensure continuation of the species which is a substitute for immortality, Lilith teaches us to seek immortality itself through spiritual ascent. Lilith and Samael represent the two snakes that constitutes the tantric concept of the kundalini.



We will be drawing our own interpretation of the Eye of Lilith on the back of a small mirror. This is our focus object to journey into the Realm of Lilith.

The purpose of this working is to lift the veil that conceals the astral realm from our normal perceptions, to enter the womb of Lilith and to travel the first sphere of the astral on the shadow side of the physical world. During our vision quest we leave our physical bodies and journey into the astral with our guides as protection.



The Eye of Lilith

We will burn dragon's blood incense to help us on our journey. We will focus on our sigil which we can hold over our third eye or we can stare into the mirror as a portal to the astral.

Meditation

We will start by opening our chakras and visualising the activation of the kundalini and see the two snakes forming the double helix structure of the DNA moving through your chakras shooting up your body taking you with them into the astral. As it shoots out of your body you see in front of you a black space, shining with blood red light. We will be opening the space with an invocation to Lilith. Once the gateway is open you will be able to explore the world and landscape of the Realm of Lilith and experience her teachings or lessons. Expect the unexpected. Remember if you feel threatened or want to remove yourself from the meditation, call on your guides to help remove you whilst showing Lilith respect as you leave.







Meditation/Drawing - Dragon Wings



The meditation for this exercise was channelled by Lisa so there is no written script to publish here. We were each given a printed template of dragon wings which, after our meditation to connect with our dragons, we coloured and added various features based on our personal meditation experiences.



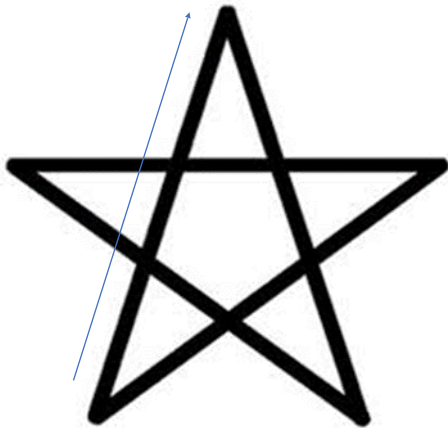




Sunday Afternoon Closing Ritual

Farewell and thanks to Lilith for her presence and participation in our rites over the entire weekend (ad lib - no written script).

Close quarters with banishing pentagram



I close the Southern gates of Earth
Thank you for coming forth, witnessing this rite and protecting this circle.
May you dwell within our hearts
So shall it be

I close the Western gates of Water
Thank you for coming forth, witnessing this rite and protecting this circle.
May you dwell within our hearts
So shall it be

I close the Northern gates of Fire
Thank you for coming forth, witnessing this rite and protecting this circle.
May you dwell within our hearts
So shall it be

I close the Eastern gates of Air
Thank you for coming forth, witnessing this rite and protecting this circle.
May you dwell within our hearts
So shall it be

By the power of the Dragons this circle is closed.

