

AXIS MUNDI

Winter Issue 53 ~ July 2012

ISSN 1839-4396





AXIS MUNDI

AXIS MUNDI

*The beginning of a circle is also its end. Not I, but the world says it: all is one. And yet everything comes in season.
- Heraklitos of Ephesos*



Spheres of Light
ABN 46 385 794 818
For general inquiries:
Phone Janine on 0408 025 268
inquiries@spheresoflight.com.au
<http://spheresoflight.com.au/>



In addition to our regular Full Moon Circles we also run workshops and classes which are highly interactive and experiential, focusing on participation and engagement of participants. If you want to keep abreast of SOL's circles, gatherings, workshops and activities please click on the banner below to check out our Events Calendar.



SPHERES OF LIGHT & AXIS MUNDI ARE BASED IN AUSTRALIA. ALL EVENTS HOSTED BY SOL ARE HELD IN THE SYDNEY-ILLAWARRA AREA OF NSW.

Contents:

Editorial	page3
Magical Workings	page4
SOL Ritual	page7
Isis – Mistress of Magic	page9
Invoking the Egyptian Gods	page13
Pagans For Peace Project	page17
Ceremonies of the American Indians	page20
Green Crystals	page25
Herbe ~Angelica	page28
C*I*A Agents in the Outback Star Camp	page31
Witchy Crafts & Tarot	page37
Friendly Businesses	page39
SOL Information & other events	page40

**Cover ~ [Egyptian Asarath Sigil](#)
[by ~sayjinlink](#)**



If you wish to be removed from this list **click here**. Spheres Of Light is proud to be an official Affiliate Subcommittee of the Pagan Awareness Network Australia Inc. For more information regarding PAN Inc., please visit their website: www.paganawareness.net.au. Unauthorized use of the Spheres Of Light logo is prohibited. Logo Copyright © 2006-2012 Spheres Of Light. All rights reserved. Website designed, built & maintained by Jenwyтч. Original Axis Mundi design, layout & production by Jenwyтч (March 2008 to May 2011). PDF version of Axis Mundi Magazine design, layout & production by Janine Donnellan (from June 2011 onwards).

From the Editor

Axis Mundi is Changing!



My life is a bit like a roller coaster ride at the moment. I have been so busy of late that I never seem to have enough hours in the day to do what I have to do. In fact I think we are all being propelled forward at breakneck speed to live our truth, to embrace life with new vision and to live it to the max.

I will be heading off to the UK & France in September for a well-earned holiday and I have also decided to have a break from editing Axis Mundi. In fact I have decided that I won't be resuming production of Axis Mundi until February next year and then it

will be changed from a monthly to a quarterly edition.

So sadly this edition will be the last under the current format. I would therefore like to take this opportunity to thank everyone for their support over the past few years and I look forward to your renewed interest and active participation in 2013.

“Change is and always will be inevitable, but everything is relative, and all the moments and times in your life will come back around again, you just might find yourself on the other side of the coin. Things are always changing, as fast as everything stays the same.”

Blessings

Janine

Magical Workings for Imbolc & August



WORKING WITH IMBOLC

July 31/August 1

Also known as Imbolg, Candlemas, Feast of Torches, Oimeic, Lupercalia and Brigid's Day.

Imbolc is the time of the beginning of beginnings, the time to consider carefully what you will do with the year stretching before you. Imbolc brings the awakening of the life force when the first green shoots of bulbs appear. Life is stirring again and this marks the Goddess recovering after giving birth while the newborn God is depicted as a small child nursing from his mother. The God is growing, spreading sunshine all around causing things to grow. It is a time to honour the feminine and get ready for spring.

In times past homes were often cleaned thoroughly and a broom placed near the door as a symbol that this has been done. The hearth was cleaned and a new fire laid. Traditionally the fire would be lit on sundown on Imbolc and tended and kept burning through the night and the following day. Candles were placed in every room to celebrate the returning sun



Imbolc is also known as Brigid's Day. Brigid was the virgin goddess of fertility, healing, poetry and agriculture and is associated with creative inspiration and expression. A small representation of Brigid is often made of wheat, dressed in a scrap of fabric or a hankie and laid in a basket. This practice is found most often in Scotland where she is

known as "Bride". Brigid's Crosses, woven from reeds or wheat stalks and representing prosperity and protection, are given as gifts or hung over doorways.



Making Beeswax Candles

A wonderful way to celebrate Imbolc with children is to make candles. Beeswax sheets are the best and safest way in which to make candles with children, as paraffin wax must be melted, and is therefore hot. Beeswax sheets (also known as foundation sheets) are easily available from large craft shops, and there are many suppliers on the Internet. All you need for this project is wax and cotton wick. Cut your foundation sheets to size, and cut your wick an inch longer. Lay your wick on the very edge of the wax, and fold over the edge, sealing the wick tightly within. As you do this, tell your children to lay in their wishes for the spring ahead, and seal them safely inside. You may then roll the wax up evenly and tightly, (It really need not be perfect!). Then, on the night of Imbolc, you can place the candles in appropriate holders and place one safely in each window to welcome and power the sun's return.

<http://brighterblessings.co.uk/articles/imbolc.htm>



4 August Full Moon in Aquarius

The Moon in Aquarius invites us to find a balance between the personal and the collective, focusing on integrating our individual relationship needs with our dreams and visions for humanity as a whole.

Aquarius rules peers, surprises, circumstances beyond your control, the future, causes, social awareness, astrology, anarchy, advise and advisors, bettering the human condition, energy and energy work, meet new people, trustworthiness, aspirations, bigotry, peer group pressure.

Spells for friends, acquaintances, clubs and organizations, getting a raise, hopes, idealism, politics, making the world a better place, freedom, genius, logic.

19 August Dark Moon in Leo



In Leo, we feel more dramatic, theatrical, and want everything to be on a grand scale. We're more generous, warm, and romantic. This new moon sextiles both transit Mars and Saturn,

so our energy is high, we're able to focus on what we need to do and get it done. It's all good with this Moon.

Spells for love, romance and dating, children, creativity, fun, self-expression, play, vacation and leisure, investments and speculation, selling a home at a good profit, Monarchy, aristocracy, recognition, pride. Leo rules play, fine arts, being a host/ess, celebrations, hobbies, love and romance, gambling and speculation, loyalty from others both giving and getting and investing, stocks and bonds.

Chunky Shepherd's Pie




Ingredients (serves 8)

- 2 tbs olive oil
- 1 x 2kg lamb leg, excess fat trimmed, cut into 3cm pieces
- 4 large celery sticks, ends trimmed, coarsely chopped
- 4 large carrots, peeled, coarsely chopped
- 1 large brown onion, coarsely chopped
- 2 garlic cloves, crushed
- 40g (1/4 cup) plain flour
- 750ml (3 cups) beef stock
- 95g (1/3 cup) tomato paste
- 2 tbs Worcestershire sauce
- 2 dried bay leaves
- 1kg desiree potatoes, peeled, coarsely chopped
- 80ml (1/3 cup) milk
- 40g (1/2 cup) shredded parmesan
- 2 tbs dried (packaged) breadcrumbs

Preparation:

Preheat oven to 180°C. Heat half the oil in a large non-stick frying pan over high heat. Add one-third of the lamb and cook, turning, for 3-4 minutes or until browned. Transfer to a plate. Repeat, in 2 more batches, with the remaining lamb, reheating the pan between batches.

Heat the remaining oil in the pan over medium heat. Add the celery, carrot, onion and garlic and cook, stirring, for 5 minutes or until the onion is soft. Add the flour and cook, stirring, for 30 seconds. Add the lamb, beef stock, tomato paste, Worcestershire sauce and bay leaves. Season with salt and pepper. Bring to the boil. Transfer to a 2.5L (10-cup) capacity ovenproof dish. Cover and bake for 1 1/2 hours. Uncover and bake for a further 30 minutes or until the sauce thickens slightly. Top with mash potato and sprinkle with breadcrumbs. Bake until golden.



SOL's Yule Gathering

On Friday 29th June Spheres of light celebrated Yule. This is the Winter Solstice, the shortest day and longest night of the year, and the birthday of the sun. We will celebrate the birth of the God, the Sun, the Child of Hope; we will celebrate the cycle of Death and Rebirth, and will connect with a Winter or a Sun deity.

At this time of the year the Divine Light reaches the inner most centre of the globe, impregnating the Earth with its Life. It is the birth of the Sun, and creates a new growth

cycle; the Earth and all beings are made ready for a fresh beginning.

The Full Moon in Capricorn with Sun in Cancer is all about the structures, work and goals you make in regards to your life, security and home. At this juncture you have the cosmic energies with you to start moving into the bigger picture of your purpose on Earth and what you are here to achieve from the level of yourself as a Co-creator.

Dec 25 (Christmas /Yule time in the Northern Hemisphere) is also the Birthday of Several Pagan Gods

Horus (Egypt 3000 BC)
Attis (Greece 1200 BC)
Mithra (Persia 1200 BC)
Krishna (India 900 BC)
Dionysus (Greece 500 BC)
Tammuz (Babylonian)
Saturn/Cronos (Roman/Greek)

On this night we worked with the 3 aspects of Self or the Three Souls in our ritual. These are according to the Reclaiming Tradition:

Younger Self (unconscious mind),
Talking Self (verbal and conscious expression),
Deep or God Self (Divine within)

"By the power of the Dragons" the circle was cast and then each member called upon the powers of the elements by stating a quality/aspect/power of the element,

Each person then in turn called The Goddess and The God by their many names.

A spiral circle was drawn on the floor with rock salt. In the middle of it there was a cauldron surrounded by candles, flowers and greenery. Each person in turn walked one by one to the centre of the spiral and selected a little pouch from the cauldron, then returned to their seat.

Each pouch contained sunflower seeds to symbolise the birth of the Sun, and the name of a Winter or Sun Deity.

While this was happening we all chanted

We All Come From the Goddess
And to Her we shall return
Like a drop of rain
Flowing to the ocean

Hoof and horn
Hoof and horn
All that dies shall be reborn
Corn and grain
Corn and grain
All that falls shall rise again

After everyone had selected their pouch we meditated on the Circle of death and rebirth, and connect with the Deity that was included in the pouch we had selected.

More information regarding this circle and past circles can be found in our Book Of Shadows. Our next Full Moon Circle will be Imbolc held near Engadine on Friday, August 3rd, 2012. Please contact us for further details if you would like to attend.

Recommended reading and references:
The Spiral Dance, by Starhawk
By Earth, Sky and Sea, by Gede Parma
<http://www.culturemagic.org/PDF/c5Reclaiming.pdf>





Isis – Mistress of Magic By Tina Georgitsis

Who is Isis?

Isis is one of the most well know and powerful gods in the Ancient Egyptian pantheon. Daughter of Geb and Nut, sister and wife of Osiris and mother to Horus – she was one of the great nine of the ennead, who were the most powerful gods in the Egyptian pantheon. Isis - Mistress of the Word of God, House of Life, Heaven, Shelter and of the Two Lands of Egypt and never was a more wise, compassionate and mighty magician than all the other gods of Egypt. Isis's power was so

great she was even adopted by the Romans and Greeks who saw her one of the most formidable gods due to her skills in magic and therefore was honoured and venerated throughout their respective empires by having multitudes of temples erected in her name.

How Isis became The Mistress of Magic

Isis gained the mantle of mistress of magic by tricking Ra into revealing his secret name to

her, which had the power to create. Isis being ever cunning wanted to be as powerful as the great Ra. Isis took some of Ra's spittle along with some gathered earth and formed a shape of a snake, which had never existed before. Isis placed the snake she had created on a crossroads, which was on the path before Ra as he walked one day. As Ra walked on, the snake struck him and he cried out in terrible pain as the snake had released its venom into his blood stream, which felt like burning fire. Unable to cure himself of the toxic bite, Ra summoned Isis who knew the words of power, which contained the magic to heal him. Isis used the words she knew to no avail and sensing this was her time for action, requested Ra share his secret name with her as this was the only way she could heal him. Ra refused and grew ever weaker as the venom pulsed through him, which was tapering his life-force. Isis once more implored Ra to share his secret name with her as that was the only way she was going to be able to save him. Feeling he had no other choice, Ra reluctantly beckoned Isis close and whispered his secret name to her which in turn let Isis share in Ra's great power. With that Isis uttered Ra's secret name with the words of healing and the venomous poison was dispelled from Ra's body allowing him to be restored. From that day forward Isis was known as Mistress of Magic as well as Lady of Magic, Great of Magic, Speaker of Spells, Enchantress and Sorceress.

Magical Acts performed by Isis

Isis and her husband Osiris were the ruling Queen and King of Egypt respectfully. Their brother Set being envious of Osiris's throne murdered him. Set tricked Osiris into getting into a box made especially to fit him and had it thrown into the Nile where it was carried out to sea, which later washed up within the branches of a tamarisk tree in Phoenicia. Isis being inconsolable of her grief for Osiris cut off all her hair in ritual gesture and set out to find her beloved to be able to give him a proper burial. Isis wanting to claim Osiris body found out that it lay within a tamarisk tree in Queen Astarte's court and therefore gained employment as the nursemaid for Astarte's son. Isis became rather fond of the little prince and decided to give him

immortality so he'd never know the cruelty of death her husband had suffered. The ritual Isis was using to bestow the little prince with immortality involved holding the prince over the flames of a fire, but just at that moment Queen Astarte came upon the scene. Queen Astarte fearing the worst grabbed her son from out of the flames thus unravelling the spell which would have made her son immortal. Isis explained to Astarte what she was doing and revealed her story of the search for her husband, Osiris and Astarte realising her error showed great compassion towards Isis and led her to her where Osiris lay within the tamarisk tree.

Isis took Osiris back to Egypt and hid his body in the delta swamps where Set came across him whilst out hunting and in a rage hacked Osiris body to pieces and threw it into the Nile. Isis hearing of what had happened to the body of her husband set out at once and scoured the land for all the pieces of his body, joining them together with magic when she found them, with the exception of his phallus which was consumed by a fish. Therefore using more magic Isis formed a new phallus from wax and gold and creating a ritual of regeneration with use of the great wings she manifested, breathed life back into her husband temporarily which enabled them to conceive their son Horus. Osiris having left an heir to his thrown was then content to descend into the underworld to become its king.

Magical Symbols of Isis

Throne

The throne which is also the image placed upon her crown is a used as a representation of the King's power who is her child. Isis personifies the royal throne and its symbol means place or seat of judgement for the ruler of the land.

Black Isis Band

Also known as the Veil of Isis, which can change fate and destiny. It can be used to attain visions when used as a blindfold within ritualistic context as well as it being employed as covering for the sacred images of Isis statues upon her shrines.

Knot of Isis

Also known as the Buckle of Isis, represents the knot of the girdle which the gods are seen to wear. It resembles the ankh with the exception that its arms point downwards and symbolises binding and releasing, opposing forces joining in balance and protection. It's made of a red semiprecious stone like carnelian or garnet and why it's sometimes referred to as the Blood of Isis.

The Star of Sopdet

Also known as Sirius this symbol represents rebirth, reincarnation and protection and the appearance of this star signalled the birth of the new year and the inundation of the Nile which brought fertility and life to Egypt through the assistance of Isis.

Working with Isis

As a magician I have found honouring Isis through Heka (magic in the Ancient Egyptian tradition of Kemetism) has benefited my life immensely. Having been called into service by Isis as my first and foremost Patron I have come to learn her multifaceted approach to working with Heka can be used in this modern day from things relating to prosperity, health, protection, success and love.

In this article, I have just touched upon the magnificence that is Isis, Mistress of Magic and I encourage you to further get to know her more intimately through her myths as well as honouring her in ritual and the practice of magic in her name.

Simple Invocation and Ritual to Isis Mistress of Magic

Start this rite just before sunset.

Altar faces east and has some unlit incense, a blue candle, anointing oil, a bowl of rose water, Isis statue and an offering (simple items such as bread, water, wine can be used) for Isis placed upon it.

Begin by standing with both arms relaxed by your side before your altar.

Light some incense and then draw the Invoking Ankh followed by the Invoking Eye of Horus before you, behind you, to your left, right, above, below and within you.

Light the blue candle.

Take the rose water and sprinkle it over the Isis statue. Now take the anointing oil and anoint the statue of Isis on the third eye area of her forehead.

Lift both hands and arms from your elbows up before you, with palms facing upwards and say:

“Dua-ur-ntr Anedj-Rak Ne-fer A-set.”
(Adorations and greetings to you beautiful Isis.)

Repeat the following Hymn to Isis:

“Ra is in celebration!
The heart exults in joy
For your heart is soft and sweet O Goddess!
Isis Queen of the World and Her son Horus
He is King upon the Throne of His Father
Governing both poles
The Seat of Geb is in Her possession
The function of Atum is in Her hand
The strength of Mentu is in Her grasp
The divinity who produces the beginning
And fills the Sky and Earth with Her
perfection
This Crown who bright in Gold appears
Auguste is Her sign
Lives in the House Divine
Sovereign of the Gods of the Sky
Queen of the Gods of Earth
Falcon also of Gods of the Tuat
The Mistress of Bright Glory
On the Throne is Her command
It is the one Her heart desires
Who is chosen to ascend the Throne
Without violence they ascend the Palace
One call, one desire to see
The Honour of the Country and everything
whole
It is by Her order that the Temple is blessed
With the return of Her brother!
Her name is pronounced and the world is
loyal to Her”(1)

Cross hands over chest in Osiris Position and meditate, pray or send Isis a petition of askance.

After this is completed place the offering to Isis before her statue and say:

“Ho-tep A-set” (Peace and Offerings A-set).

Farewell Isis by repeating the following:

“O Holy Blessed Lady
Constant comfort to humankind
Whose beneficence and kindness nourish us
all
And whose care for those in trouble is as
A loving Mother who cares for all Her
Children
You are there when we call
Stretching your hand to put aside
That which is harmful to us
Untangling the web of fate in which we may
be caught
Even stopping the stars if they form a harmful
pattern
All other deities
Whether bountiful or merciless
Do reverence to Thee
For it is Isis who rules the world
Stamping out the powers of evil
Arranging the stars to give us answers
Causing the seasons to come and go
Commanding the winds to move ships
Giving the clouds to water the growing seeds
So that we may have food
If I have one thousand mouths
And one thousand tongues in each
Still I could not do justice to Thy Majesty
Yet I will forever remember your help in my
time of need
And keep your blessed image deep within my
heart.”(2)

Let blue candle burn all the way down (Note:
Never leave a lit candle unattended.).

Leave offering on alter for at least 24 hours
and use appropriately.

Footnotes:

(1) Traditional Hymn to Isis taken from a wall
at her Temple in Philae.

(2) Prayer from Om Sety at the Abydos
Temple.

Tina Georgitsis

All her life, Tina has always maintained a deep love and appreciation for the occult, whilst also being deeply respectful to the Ancient Greek and Ancient Egyptian spiritual/magickal paths that she is devoted to. She is a Priestess Hierophant within the FOI (Lyceum of Heka), Hereditary Folk/Hermetic Witch, Initiated Wiccan Priestess and Torchbearer for the Covenant of Hekate. Qualified as a Reiki, Seichim and Sekhem Master and Tarot Councillor with the ATA, Tina has also studied various modalities within natural/alternative medicine and she operates a spiritually based business which includes readings, healings, magickal items and workshops in various metaphysical and occult subjects.

Facebook Page:

<https://www.facebook.com/pages/Madam-Magick/237516373002840>

References:

Waters of Life

A Devotional Anthology for Isis and Serapis
Bibliotheca Alexandria 2009

Offering to Isis

M Isidora Forrest

Llewellyn Publications 2005

Isis in the Ancient World

R E Witt

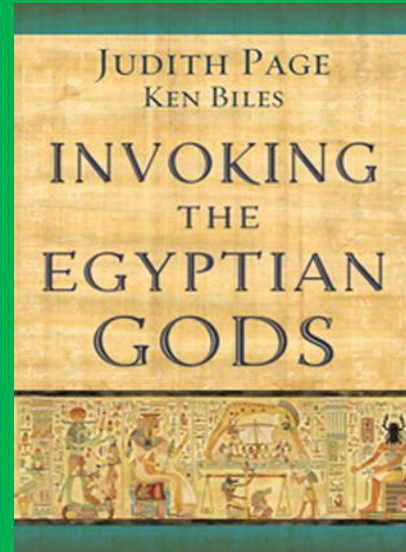
The Johns Hopkins University Press 1971

http://www.goddessgift.com/goddess-myths/egyptian_goddess_isis.htm

<http://www.philae.nu/akhet/aspects.html>

Invoking the Egyptian Gods

Judith Page & Ken Biles



Call upon Isis for boundless love, invoke Sekhmet for protection, summon the jackal god Anubis when seeking to end one thing and begin another. By combining elegant rites with an evocative description of each deity's myths, *Invoking the Egyptian Gods* invites you to begin a soul-level transformation and awaken to your own strength, power, and divinity.

This book is both spiritual and practical. Not only will it be an aid to the advanced practitioner, it will also be a valuable learning tool for those who are just beginning to practice invoking.

Throughout the book, you will be calling on many gods and goddesses based on ritual invocational rites. There are very few times in ritual when you do not invoke gods. But, before you can invoke a god, you must first know just what it is that you are invoking. Each chapter is accompanied by a brief outline explaining the meaning and purpose behind each invocation. Our invocations and meditations are not empty verbalism; they

enhance and enrich our lives as we enter into the realm of the gods.

Working with the energies of different Egyptian gods can be powerful and enlightening and can also restore a sense of calm, balance, and harmony within. There are many ways you can work with these ancient gods, and many reasons for doing so. For example, you may be faced with an upcoming event in your life for which you could use some support and encouragement, and connecting with a powerful god can help bring these elements to aid your situation.

The goddess Bastet and the god Khonsu both possess curative qualities, and depending on your circumstances, invoking them will help channel the healing process. Whatever connection you make, you may find that the association is in itself very healing and empowering.

Sometimes there are situations where you have lost or given away your power to someone or something. Invoking particular gods can help connect you with inner forces,

thereby establishing boundaries and restoring assertiveness.

By the act of invoking, you are communicating with the god using words, thoughts, and feelings, and you are open to receiving any messages.

Through invocation we are also attempting to reveal how an ancient Egyptian would interact with a god. Using the ancient Egyptian language, you will “summon” or “call up” the god through the use of speech.

Why in Egyptian, you ask?

The Egyptians claimed the gods, or Neteru, gave their language to them directly from the Spiritual World. Like all languages, ancient Egyptian has similarities and roots shared with some other ancient languages. However, it was believed that the very sounds that make up the language are themselves “powers,” and that claim should not be dismissed lightly.

We already know sound has the power to break glass and pulverize rock. Sound is used to break up kidney stones within the body, without the need for surgery, and sound can make us feel happy or sad, well or ill. The power of sound is undeniable. We know that the very matter of the universe resonates with vibration.

Why then wouldn't it be possible that the universe we know is created by sound, which, in its most basic definition, is just a vibration? It is our hope that future generation of scientists may yet discover that sounds are powers in their own right. According to Jerry Clifford Welch, author of *Hebet En Ba: the Egyptian Mystical Rites*, “Egyptian ‘divinity’ may very well still ‘speak’ the Egyptian tongue,” and may very well be listening to our utterances! It is through these utterances that we will connect with the gods.

The Word Neter and Its Meaning

When the term “gods” is used regarding the ancient Egyptian religion, it is a misrepresentation of their term Neteru. The Egyptians gave the name Neter to the great and supreme power, the “One God,” that

which made the earth, the heavens, the sea, the sky, men and women, animals, birds, and creeping things, all that is and all that shall be. They felt that to know this One God was to know the many faces and qualities of this entity, and the more they learned of these faces, the closer they got to the divine origin. This One God was self-produced, independent, invisible, eternal, omniscient, almighty, and immortal. Although this One God was never represented, the functions and attributes of his domain were represented in the many forms of the Neteru.

The difference between the conceptions of Neter, the one supreme God, and the Neteru, the gods, is best shown by an appeal to Egyptian texts in the pyramid of Unas it is said to the deceased:

‘Thou existest at the side of God ‘(un-k ar kes Neter).

Stories and gods were essential to explain events and situations that could not otherwise be explained, or to give divine right to someone or something. New gods were encountered as the Egyptians traded with new cultures, and by combining two or more Neteru together, they found a better match for their needs at that time. This is not unusual. One only has to look at the changes Christianity has gone through in two-thirds of that time. It is a normal part of history that people change, and so do their spiritual needs.

The Egyptians simply adapted their Neteru to best fit the needs as they saw them. Understanding this will help you to retain your focus on the Neter, and not on the name used.

Invocational Rites

In ancient Egypt, the priests of the temples performed daily invocational rites to the statues of the Neteru. These rituals were elaborate, and were held in the morning, at noon, and at night. In the morning, the ritual was designed to awaken the Neter, feed it, bathe it, and clothe it, while the evening ritual was designed to put the Neter to bed. Clothes, food, drink, and incense were all essential parts of the invocational rite, and

each rite was several hours long with lengthy litanies read.

In these modern times we do not have the time to complete such exhaustive daily rituals. We would never leave the temple or shrine! Thus, we have developed invocational rites, which distill the essence of the rituals of the temple, so that we can honour the gods in a similar way to the ancient Egyptians, and experience and develop a relationship with the Neter while still maintaining our daily routines. Practically all invocational rites use a few basic principles that are, in fact, truths in themselves—principles that work upon their intended subjects, even though you may not yourself be able to hear or see the “sense” of it all! Many traditions of “magick” today still use such rites—for example Kabbalah, which means “receiving”—most having been arrived at independently by cultures from different continents and ages in history. These principles should be accepted as simply working methodologies, rather than anything to “believe” or “believe in.”

All Invocations occur within a sacred space that can be metaphysically drawn or created by the practitioner for the occasion, invocational rites and erased or banished to “release” the powers to go on with performing the work the rite requested of them.

The ancient Egyptians were known to have employed a sacred space within their rites, where the gods were invoked—called upon and asked to manifest themselves. This was done via ritual through the invocation of the First Time (Zep Tepi), which, according to Jung, was seen as an existence outside of this reality.

In later times, the four deities, or Neteru, that represented the equivalent of the four quarters—Tuameutev (east), Amset (south), Qebsenuv (west), and Hapi (north)—were invoked to guard a sacred space. Aleister Crowley, an influential English occultist, mystic, and ceremonial magickian and member of the esoteric Hermetic Order of the Golden Dawn, states that “To ‘invoke’ is to ‘call in’ just as to ‘evoke’ is to ‘call forth.’” This is the essential difference between the two branches of magick. In invocation, the macrocosm floods the consciousness. In

evocation, the magickian, having become the macrocosm, creates a microcosm.

As already discussed, the universe is the “macrocosm” and the body is the “microcosm.” Hence, the top of the head corresponded to the top of the universe, the North Star. Ascension macrocosmically through the heavens (often numbered as seven) to the highest heaven corresponded to ascension microcosmically of the fire-snake (Kundalini), the primal source or power that usually lies dormant in the non-initiate. According to the philosopher Iamblichus in his treatise, *Theurgia or On the Mysteries of Egypt*:

‘It is through evoking higher spiritual powers by means of rites of Supernatural Magick that humans come to true realization of what they are in essence: eternal spiritual entities.’

There are two primary methods of invocation, the first being the traditional Western method that is devotional and the second being the Egyptian method whereby the personality of the god form is awakened from the beginning by the invoker.

We must learn to recognize the connection and not create it. The connection is always there; we are just unaware of it most of the time. Day-to-day issues and concerns distract us from feeling the connection.

Don’t worry if nothing seems to happen. Mastering invocation takes time and practice, and everyone has the ability. Once you get to the point where you do recognize the connection to Deity, make your mind perfectly still and open to the divine, call out to the god or goddess you wish to invoke, and feel a shift in the connection when he or she answers.

As Ken Bales rightly says, “When you invoke a god or goddess, you are invoking part of yourself. You are communicating with that part of you that is divine.”

This book is only the tip of the pyramid, as so much more has yet to surface. A lot of rituals and invocations are purely ceremonial with no intent of reaching out to the god. Our work is an elegant way to approach an Egyptian god.

It is also to the point, and truthfully written. We have held nothing back.

Many invocations that have been written are so cosmetically perfect, offering you only a façade and never really getting in touch with the chosen god.

We have attempted to understand the spiritual and aesthetic aims of the ancient Egyptians. In short, we have endeavored to reconstruct their creative process. Clearly, it is possible only partially to succeed in doing so. We may have an idea of what it may have been to perform invocations to the ancient gods, but as much as we try, we must accept that these were people working against a background very different from ours. We cannot put ourselves in their place, even with the help of the knowledge we have collected about their civilization.

As you utter the names of the Neter, invoking them into your space, be mindful that you will be contributing to the ever-rippling waters that will serve as a free-flowing river for others to immerse themselves into. Let us leap directly into the powerful undercurrents of Egyptian magic and be changed forever. Let us venture into a hidden realm where true gnosis and healing can be found. By invoking the deities of ancient Egypt, you create a "stargaze" whereby you can enter into other dimensions, receive messages from the Netter, and become one with the gods once again.

Judith Page & Ken Bales authors of *Invoking the Egyptian Gods* published by Llewellyn Worldwide ISBN 9780738727301

Books

Angelic Magick/Walking with Angels (Forthcoming)
Walking with Angels
Judith Page
Preface by Aaron Leitch

Dedicated to Alain Leroy, Lucifer, Pagan and Soutekh.

Other books by Judith Page

The Song of Set

Song of Meri-Khem

Theft of the 7 Ankhs



Pathworking with the Egyptian Gods

Invoking the Egyptian Gods

<http://wp.me/p2qprO-cq>

You can also check out a review of Judith's work on:

www.abandonart.co.uk





Pagans For Peace Project By MiC Lee-Price

In mid July 2011 during a Facebook chat with my friend David Pendragon the inspiration of the Pagans For Peace project was born. David wanted to give some of his fabulous tracks away to the global community and asked me how best to do so.

I suggested a page where like-minded pagan musicians could do the same and quickly contacted my friend Dave Smith (Damh the Bard), New Zealand dark metal group, Beltane and my friend Mannum of Witch's Mark to do the same. I also, approached a band I greatly admired Gaia Consort (Bone Poets Orchestra) and approached the lead singer/ producer, Christopher Bingham, of the groups as to tap into their vast archive of music.



“Gaia Consort's philosophy is somewhat unique in the music industry: the majority of the band's music is available freely on their website, and Gaia Consort actively encourages the non-commercial sharing of these MP3-format songs, saying that 'music should not be bottled up' for the few who can afford to pay for it.”

With David Pendragon's approval and the support of the other contacted and newly contributing musicians, I established The Pagans For Peace project page and since then, the concept has grown into over 43 (and still growing) Musicians, worldwide and include Inkubus Sukkubus, Pagan Altar, Dragon Ritual Drummers and Australia's own Queen of Pagan Music, Wendy Rule, as well as popular local band Spiral Dance.

The purpose of the Pagans For Peace project is a simple one and as described on the Web Site: “On this site you are able to download FREE music tracks that you can then MIX & MATCH, and compile the songs as you wish and burn to a CD yourself .

It is rewarding enough for the artists here to be able to offer you this courtesy and generous gift ... but equally so it has you

wanting to hear more of their wonderful music.

The Artists involved in this project are giving these songs as Gifts Freely. Given in Love. To Generate Peace and Understanding in the Worldwide Community as a whole and not just the Pagan Community. To Listen, Buy and Download more of their Music, go to their individual websites.”

Since the conception of the Pagans For Peace project, David Pendragon, who I consider to be the Elder of Pagan Music in Australia, has taken a leaf out of Gaia Consort's philosophy and perused his own desire to offer many of his magical songs for free through his own “Project Overseers” site at:

http://www.projectoverseer.biz/davidpendragon_and_tribe_world_ensemble/?song=2464



And many of the contributing Pagans For Peace musicians have connected and met up to perform together.

In early 2012 and with the support of many contributing performers and the help of Louise O'Brien and to commemorate the anniversary of the project, I launched Stage Two of the project.

“Much like those infamous Garden Gnomes who have apparently been stolen from peoples gardens and done tours of the world with photographs taken all over the globe and largely due to the inspiration of many fabulous, magical musicians (Pagan and otherwise), I have come up with the concept of sending my friend, D.D., (a stuffed duck with a flat guitar) around the world to inspire global friendship, peace, harmony and Pagan Awareness.

This is stage TWO of the “Pagans For Peace project”. I have designed our little emissary, D. D. Rock to travel in his search for Fame. "He Wants to be a Rock Star!" and while on his journey

- to appear on stage with participants of the "Pagan For Peace project";
- to have his picture taken in different parts of the world with the Musicians who have participated in the "Pagans For Peace project";
- to have his travel book (which he is travelling with) written in and recorded by said musicians
- to obtain an autograph of each musician(s) on his journey and
- to send the occasional postcard home.

I will assist financially for postage to send him on to the next musician(s) if required. As he doesn't weigh that much the costs, even via airmail should be minimal.

But that is only part and parcel of this great stage two project.

Eventually and hopefully (if he doesn't go astray) he will wing his way (by air mail) back to Australia where he will then be signed by the Australian Musicians.

And then will be auctioned off on-line with All proceeds to be donated, in the names of all participating Musicians to Doctors Without Borders. I believe this to be a great Humanitarian and non-religious charity.

My good friend, Damh the Bard, has been nominated and consented to be his first

escort and emissary on his Journey of Peace.”

<http://thecosmiccauldron.net.au/DDRock/ddrock2.html>



I have sort no financial reward for these concepts and am rewarded enough to be able to serve the community and to hear some totally brilliant music. As I state on the Pagans For Peace project NEW Web site: “Music is Magic.

Music is the Spiritual Essence of Worship, No matter what path you follow. Musicians speak to their Deity or Deities through their Music.

Music helps people forget the troubles of the world and their own personal problems for a while. People find solace in song. Contact with their deity in Chant.

Music can help Bring about Change.”

Please visit the site and Worship the Music! Support Peace in the Global Community and Join our TRIBE of Peace!

<http://thecosmiccauldron.net.au/>

Peace

MiC Lee-Price

http://en.wikipedia.org/wiki/Gaia_Consort





Ceremonies/Rituals of the American Indians By Rayvensclaw

Just the other day I was watching a show on the American Indians and some of their ceremonies. I found myself thinking how close they were to some of the beliefs that we Pagans hold dear, or even any person that embraces the true gifts of life and cherishes nature and the earth.

Sacred Instructions Given By The Creator To Native People At The Time Of Creation:

Treat the Earth and all that dwell thereon with respect.

Remain close to the Great Spirit.

Show great respect for your fellow beings.

Work together for the benefit of all Mankind.

Give assistance and kindness wherever needed.

Do what you know to be right.

Look after the well being of mind and body.

Dedicate a share of your efforts to the greater good.

Be truthful and honest at all times.

Take full responsibility for your actions.

Do any of these instructions sound familiar to you? If we all lived by these instructions regardless of religion, colour or beliefs, how might we have evolved by now?

Navaho House-warming Ceremony (A Cherokee Blessing.)

May the warm winds of heaven blow softly on your home,

And the Great Spirit, bless all who enter there.


May your moccasins make happy tracks in many snows,

May the rainbow always touch your shoulder

May we all live in a Tepee (house) and the



blessings that we call follow us all.



SMUDGING

Needed: Sage, sweet grass, cedar, or tobacco, singly or in combination, or other herbs; a shell or a natural-made bowl (clay, pottery); a feather or fan; matches; sand or fine soil.

Estimated time: 5 minutes.

1. Mix together the plants you will be using, placing them in a shell or sturdy bowl, and light them. You may need to put a charcoal the bowl first. Before lighting either the charcoal or herbs, make sure there is some soil or sand in the bottom of the bowl or shell. This will keep it from being too hot to hold.

2. When the herbs are lit, use a fan or feather to fan out the flame. Throughout the ceremony you will need to fan the herbs to keep them smoldering.

3. Once the herbs are smoldering, draw the smoke (not the bowl, just the smoke) to your heart, then over your head, down your arms, and down the front of your body. Now move the smoke over the back of your body toward the ground. If you need special balancing or

healing in some part of your body, you can emphasize by pulling the smoke to the area.

4. It is your responsibility to cleanse your own energy field.

The plants help but they cannot do it all for you.

5. Next, offer smoke to the six directions:

Up to the Creator.

Down to the Earth.

North, East, South and West, in that order.

7. You may now walk around the area you will be using, wafting the smoke as you go. If you are inside, smudge around the walls of the room, paying particular attention to the corners.

8. Smudge any medicine tools you will be using during ceremonies.

CENTERING

There are many ways to center yourself in a ceremony. Using one of them is critical because the more centered you are, the more powerful the ceremony will be. Basically any centering technique helps to bring all your energy together, allowing you to let go of the everyday world and thus enter the sacred space. Some of the ways that are used to center energy is to drum, rattle, and/or chant.

DRUMMING.

RATTLING.

CHANTING.

BREATHING.

I have gone through these Centering techniques and the similarity to what is our currently practice is amazing.



If you want a project and you can gain access to a computer easily, go and have a look.

Adapt what you have but put a new emphasis to your rituals in the future. Use some of their practices but treat them all with respect and honour, with which they deserve.

Green Corn Festivals - Also called the Green Corn Ceremonies, this both a celebration and religious ceremony primarily practiced by the people of the Eastern Woodlands and the Southeastern tribes including the Creek, Cherokee, Seminole, Yuchi, Iroquois.

The ceremony typically coincides in the late summer and is tied to the ripening of the corn crops. Marked with dancing, feasting, fasting and religious observations, the ceremony usually lasts for three days. Activities varied from tribe to tribe, but the common thread is that the corn was eaten until the Great Spirit has been given his proper thanks.

During the event, tribal members give thanks for the corn, rain, sun, and a good harvest. Some tribes even believe that they were made from corn by the Great Spirits.



The Green Corn Festival is also a religious renewal festival.

During this time, some tribes hold council meetings where many of the previous year's minor problems or crimes are forgiven. Others also signify the event as the time of year when youth come of age and babies are given their names.

Several tribes incorporate ball games and tournaments in the event. At the end of each day of the festival, feasts are held to celebrate the good harvest.

Green Corn festivals are still practiced today by many different native people.

I have not used any pictures or photos of any real Native American Indians, but have found paintings and drawings.

We treat them and their customs with respect and hold all beliefs dear.

I do hope that I have portrayed these beliefs/customs with the respect they deserve and trust any information gathered is used with honesty and love.

References :

<http://www.3pod.com.au/>

<http://www.legendsofamerica.com/>

Picture from Voices Yahoo.

<http://voices.yahoo.com/>

Picture from Bibliodyssey.

<http://bibliodyssey.blogspot.com.au/>



Kite Magic
A TRIBUTE TO THE ELEMENT AIR
by Tracy Jeffery

A pagan children's book which explores the concepts of The Elements, Basic Magic and The Law of Return, and is suited to children aged 3 - 9 years old. Available only from...

www.paganchild.com.au

Gorgeous Dark Clothing
Demonia, Pleaser
Punk, Steampunk &
Rockabilly
Clothing, Boots & Shoes

Goth Clothes

Get Your
\$25
Voucher

GothClothes.com.au

THIRTY THREE
Energy Healing
Zoe Wilson - Seventh Degree Reiki Practitioner

Reiki Treatment Contact

Zoe Wilson 0435 778 975

thirtythreeenergyhealing@gmail.com

Drumming Circle

Friday 10th August 2012



At this fascinating workshop Janine Donnellan will take you on a journey of self-discovery using the wonderful power of drums.

The drum is one of the most ancient instruments and has been used by shamans, healers and medicine people in virtually every culture for thousands of years.

This workshop will include:

- * The history of drumming
- * Introduction to the rhythm and beat of the shamanic drum
- * Working with the drum for healing and meditation

During the workshop we will be concentrating on the rhythm of the drum to lead us into a meditative journey of discovery.

Janine Donnellan from Spheres of Light & SOuL Searchers will be the facilitator of this workshop. Janine has been featured in the Daily Telegraph, Mania Magazine, the Sun and the St George & Sutherland Leader as well as appearing regularly on Psychic TV.

**Where: Embrace, Shop 1015 Westfield,
Miranda NSW 2228**
When: Friday 10th August 2012
Time: 6:00 - 8:00pm
Cost: \$60 includes notes & Supper
Bookings: 02 9531 0009

Green Crystals by Maria



My collection of green crystals has come to my attention this month. Each has had some time with me; wearing, carrying or just having it in my presence in some form or another. So the order of the day is green, green and more green.

way it's a kind of an awakening, a preparation for the lighter time of the year.

The Winter Solstice has just passed. It is a time marked by the promise of the return of the Sun, a time of rebirth of light and hope, a time to restore power.

So begin your healing, balancing and restoring your power by taking up a green stone. Feel its power of colour restoring your health, regenerating you. Do you remember how you feel when you go out into a lush green landscape? Invigorated - yes!



Green is the colour associated with the heart chakra. Our heart centre is the middle of our chakra system and the colour green, is in the middle of the colour spectrum. Therefore any unbalance of this colour can lead to depleted energy thus allowing illness or dis-ease occurring within our being.

It seems that most of us have been feeling a little under the weather lately. In one sense, our body is purging what is no longer needed, making way for cleansing to begin. In one



There are many shades of green crystals; one particular may attract you more than others, or, like me it may be a combination.

There are many words that describe some of the properties of green crystals: energising, healing, calm, hope, relaxing, light, harmony, nurturing, success, growth..... But, all in all, it opens our heart/love centre in order to improve our lives for the better. This fresh new outlook on life and love improves our general well being and unblocks our fears in order to release our dreams and hopes.

The Crystal Vaults newsletter describes green crystals as "growth crystals. They are powerful conduits of the earth's Life Force of birth, development, and creation, and of the power of nature's constant renewal."

Below is a list of green crystals that I have come in contact with. There are so many to choose from feel free to add to the list. This list is by no means extensive.

Amazonite
Green Aventurine
Bloodstone
Malachite
Moss Agate
Peridot
Emerald
Green Calcite
Chrysophase
Green Fluorite
Chrysocola


Seraphinite
Prehnite
Green Tourmaline

A word of caution – something I heard many years ago was that if using green crystals for any type of healing work, remember that green represents growth. Therefore if there is a tumour within the body the use of a green crystal may accelerate the tumours development.

As with any crystal take some quite time to just be with it. The crystal will inform you on what may be the best course of action for you at that time.

References:

Crystal Healing, Simon Lily
Complete Book of Natural Magick, Cassandra Easons
The Illustrated Guide to Crystals, Judy Hall
Crystal Workbook, Sheril Berkovitch
http://www.crystalvaults.com/pages/crystal_colors_explained.
<http://crystal-cure.com/color.html>



DRAGON'S EYE TOURS

a journey to enchantment

**Mystical journeys of discovery, pilgrimage and magic
to England and Cornwall and to Ireland**

Visit holy wells and stone circles, pagan temples and ancient castles, passage tombs and haunted pubs, pretty villages and beautiful cathedrals, walk Britain's oldest road and see Ireland's beautiful North Antrim Coast.

Take part in a sacred ritual at Stonehenge led by a Druid priestess and explore history, myth and legend with our expert guides including writer and scholar of enchantment, Ronald Hutton, master dowser Maria Wheatley and in Ireland, witches Janet Farrar and Gavin Bone.

Experience the power and energy of these very special sacred places.

In England and Cornwall, visit Avebury, Glastonbury, Bath, Wells, Tintagel, Bodmin Moor and Boscastle. In Ireland, visit Dublin, the Hill of Tara, Beaghmore stone circles, Emain Macha, the Giant's Causeway, Newgrange and Knowth passage tombs and other sacred sites in the Boyne Valley.

To find out more about these two wonderful tours
departing London and Dublin in September 2013 go to

www.dragonseyetours.com

For tour and booking details
contact Christine Casey

Tel: 0437 034 056

Email: dragonseyetours@gmail.com



embrace

••• life, love & each other •••

Embracing cultures, religions, and differences
in one magical place

Shop 1015 Westfield Miranda, City of Sydney, NSW 2228
Phone (02) 9531 0009

Herbe ~Angelica

By Amethyst

SWEET AS!

ANGELICA

Angelica, from seed your beauty weaves,
Strong stems and healing leaves.
I ask your blessings to bestow,
As I nurse and watch you grow.

From morning's dew through afternoon,
To ray of stars and midnight's moon.
Michael comes upon this day,
To watch you grow and watch you play.

We call on you for health and hex,
For protection so complex.
Heal thy stomach and thy liver,
Angelica, your gifts deliver.

To break a hex and give protection,
Also used for introspection.
Mother Earth, watch over thee,
As I will, So Mote it Be.

-M.L. Benton Copyright © 2001

Latin Name: Angelica Archangelica

Planet: Sun

Gender: Masculine

Element: Fire

Zodiac: Leo

Tarot: Strength

Deity: Atlantis, Archangel Michael, Dagda, Danu, Diancecht, Lugh, Manannan Mac Lir, Medb, Aine, Hecate, Hestia, Vesta

Magickal: Consecration, Immortality, Protection, Countermagick, Purification, Visionary.

Folk Names: Masterwort, Archangel

Parts Used: Roots, Seeds, Leaves



LORE & USAGE

According to one legend, angelica was revealed in a dream by an angel to cure the plague, though the exact details vary. The plant was believed to be an effective deterrent against evil spirits and witchcraft, according to Mrs Grieve.

Angelica is a protective herb. It is also said to be useful for exorcism, purification and for divination. It can be grown in the yard or garden to protect the home and sprinkle crushed leaves around the 4 corners of a house to ward negativity and purify the home.

Angelica can enhance your aura, aide you in maintaining a joyful outlook on life and assist in letting the internal, psychic self to be open and functional. Use Angelica for ritual baths, self-blessings and in rituals of purification. Also you can add it to the bath to remove

curses, hexes and any spells that may have been cast against you. Burn for meditation, protection, divination, exorcism, healing/health and visions. Additionally, it may be used in spells that reflect sun correspondences. It is believed that a talisman of this root will bring luck in gambling. The leaves can be smoked in herbal "tobacco" formulas to cause visions; the Oil can be used for anointing.



For Exorcism use while calling upon Manannan Mac Lir. For protection use while calling upon Dagda, Danu or Manannan Mac Lir. For healing use while calling upon Diancecht, Lugh or Áine. For visions use while calling upon Medb.

For anyone interested in the Atlantean myth, angelica may be used in meditations to help you have a sense of Atlantis, its lore and knowledge. Plato was the first to write of this legend and whether or not Atlantis ever existed in reality remains debated even today. The legends, however, have been believed by countless peoples over many centuries and there is great power within the myth. Angelica may be used to intuit other realities and the ancient civilizations of other times.

Angelica is an essential herb for those working with angels. Also if you want help in reaching your inner light, of finding inspiration and tapping into your Highest Ideals, angelica will help you embrace and embody your own spiritual essence.

As a bringer of light, angelica may be used at Candlemas/Imbolc/Crone Wake/Lupercalia/Brigid's Day, the Feast of the Waxing Light, as the days grow brighter and our hope is rekindled. Angelica may be used with the Strength card through meditation.



References:

<http://www.janilh.com/lady/herbs/magick/A.html#angelica>
<http://nuannaarpoq.wordpress.com/thalassas-herbal/angelica/>
<http://www.sheeeire.com/Herbs,Trees&Fungi/Herbs/Angelica/Factsheet1.htm>
<http://www.teenwitch.com/herbs/angelica.html>
<http://www.realmagick.com/7257/angelica-the-herb-of-angels/>
a compendium of Herbal Magick by Paul Beyerl

Pictures:

http://en.wikipedia.org/wiki/Angelica_archangelica
<http://www.veggiegardeningtips.com/the-garden%E2%80%99s-tallest-plants-battle-grande/>

ANGELICA RECIPES

The root of Angelica can be used for making tea, using one teaspoonful per cup. Allow the root to steep for 10 to 20 minutes; and the stems are the parts which are candied for cake decoration. The leaves can be added to cooking rhubarb, gooseberries, redcurrants and plums to help sweeten these often sour fruits. A syrup made from the stems and leaves can be stored and diluted to use as a drink and tea made from the dried leaves is said to be good for soothing the nerves, tension, colds coughs and rheumatism. It should not be taken by those suffering from diabetes. Angelica also has a cosmetic use. Fill a muslin bag with Angelica leaves and dangle it in your bath. It is most relaxing.

Candied Angelica



For Candied Angelica, choose tender, young stalks. Cut the stalks into 15cm lengths, cover with water, and bring to a boil. Let cool, discard the water, and peel the fibrous threads from the stalk with a sharp knife or potato peeler. Put them back in the pan, cover with water and boil until they are bright green and tender (this should only take a few minutes). Once again, drain the water and discard. Dry the stalks, and then put them in a square pan, sprinkling granulated sugar between layers. Cover tightly and let this mixture sit for 2-3 days. Now, remove the contents from the pan and return to a slow boil until the stalks are clear and completely tender. Drain, and then roll each stalk on wax paper covered with sugar, trying to get as much of the sugar to stick as possible. Place on a rack, and dry slowly in the oven at the lowest possible temperature. This should take 2-3 hours. Let cool, and then wrap in foil or clear wrap for storage.

ANGELICA JAM.

This is a great way to preserve Angelica, especially if you do not have the time or patience to candy the stems. As angelica is one of the ingredients used to give gin its flavour, this jam tastes like gin on toast.

Ingredients

700g caster/granulated sugar

900g cooked angelica stems

425ml water

Rind and juice of a lemon

Method

- Choose young tender stems from two-year-old plants. Remove all leaves then cut into lengths that will fit your pan. Fill the pan with water, bring to the boil, add the stems, return to the boil, then lower to simmer. Cook until the stems are tender, approx 25-45 mins depending on the thickness of the stems.
- Strain. Refill the pan with fresh cold water and leave the stems to soak overnight (12 hours). Strain and throw the water away.
- You may find that if you have used mature stems that they need to be peeled. If that is the case do so now. Then weigh the stems. For every 900g of angelica stems you will need 700g of caster or granulated sugar.
- Cut the cooked stems into bite-size pieces; add them to a large saucepan.
- Add the water and the sugar. Over a very low heat, stir constantly until the sugar is dissolved, then add the lemon juice and rind. Bring to the boil and boil rapidly until setting point is reached.
- To tell when setting point has been reached either use a sugar thermometer the setting point being 200°F/110°C or put a little jam on a chilled saucer, as it cools the jam should begin to set. It will wrinkle slightly when you draw your finger across it.
- Cool slightly before pouring into warm, sterilised jars, cover and seal immediately.

References:

<http://www.foodreference.com/html/angelicars.html>

<http://www.gardensablaze.com/HerbAngelicaRec.htm>

<http://www.bbcgoodfood.com/content/knowhow/glossary/angelica/>

<http://www.gardensillustrated.com/article/practical/herb-garden-recipe-angelica-jam>

Pictures:

http://recipes.wikia.com/wiki/Candied_angelica

http://australherbs.com.au/index.php?cPath=1_17

C*I*A Agents in the Outback Star Camp 2012

Healing Ourselves, Healing The Planet!

Planets, Plants and Art!

Healing Ourselves Healing The Planet. When we are in good shape we can best serve humanity, we all need time out from our busy lives to rest, recuperate, find time to heal and get away from it all. We invite you to join us in the Outback this October at beautiful Honeymoon Gap, just out of Alice Springs (Mparntwe), for the next C*I*A Star Camp in this unique landscape of pink and red tussock covered enjoying spectacular night skies with the majesty of the Milky Way.



Honeymoon Gap – 20kms from Alice Springs
 Latitude -23.74016700
 Longitude 133.74216700
 Altitude 572m / 1876ft
 Street Bullen Rd
 Suburb Alice Springs
 State Northern Territory

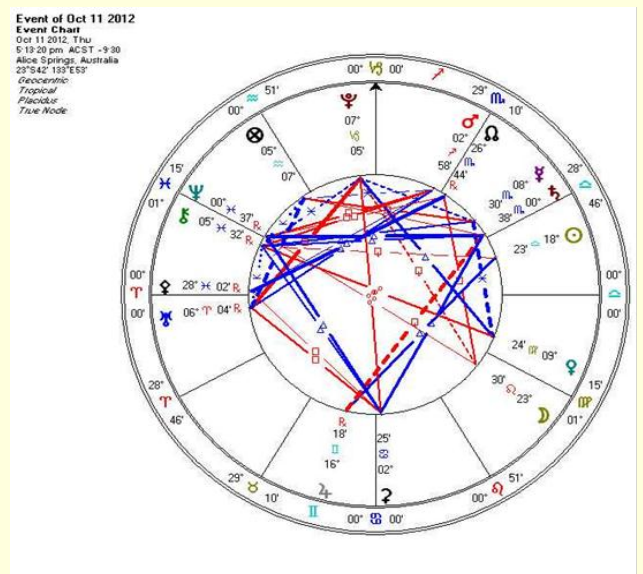
We will collect you from the airport and ferry you to our camping spot. Yes camping, a true outback experience! There will be swags provided for all and if you feel like you need to be undercover we can provide tents or you can drag your swag into our large octagonal workshop space. But truly, there's nothing like a night or two (or 4 in this case) under the unpolluted night skies, stargazing, pondering and wondering.

We have an inside kitchen as well as an outdoor campfire which will be kept burning

throughout so there's always a billy on the boil for a cuppa. All meals will be provided for and of course truly delicious. Let us know if you have medical dietary requirements. There are toilets and showers onsite as well as an indoor lounge area so all is comfortable and close.

On arrival Thursday we will become acquainted with each other, set up our swags, get our bearings and get to know the site. We will then meet at 5pm to explore the Star Camp 2012 opening chart and help ground ourselves into this time and place. C*I*A events seem to coincide with a Leo Moon, therefore following our inherited tradition, the Moon will be in Leo and in Honeymoon Gap, in the 5th house at opening time – it's all about having fun.

We have picked the chart for the opening to have zero Aries rising. With all angles as a natural wheel, what a perfect way to set ourselves up with our intentions to heal, let go and start afresh in whatever part of life we feel is necessary.



- The Sun is perfect in the 7th House in Libra, aligning with Jupiter in the 3rd house, a quality time and learning from those around us is assured.

- Venus in Virgo, think bush medicine, healing plants, sacred nature, “healing ourselves, healing the planet” a focus of this Star Camp, and as the C*I*A has their Sun at zero Virgo, we see the use of Astrology as a sacred service.

- A lovely trine between Ceres, Saturn and Neptune herald a deep and rewarding experience of healing and deep understanding. The grand water trine of Scorpio, Cancer and Pisces brings in the Art connection and our indigenous Art classes another focus of this Star Camp also with photo opportunities abundant for the photographer in all of us.

- Mars in Sagittarius indicates great energy for exploring with a great adventure ahead, not just physically but also in our minds and psyche as it's placed in the 9th house, also connecting us to the indigenous focus during the Star Camp.

- Uranus in Aries rises, expect the unexpected, channel new beginnings wherever you may need them, and remember Agents are prepared for anything!

Each morning we will have the option of a yoga class or a dream group or just sitting by the campfire with a warming cuppa. Each evening and maybe all night there will be night sky viewing, stories, singing, and laughter. We will be blessed with Scorpio setting head first over the western hills just after sunset, with Saturn and Mercury only 15 degrees behind the Sun they will be visible for a short while after sunset before disappearing into the west. Then as there is a waning Moon, the dark night skies await us. Venus bright in the morning sky will beckon we rise early to check her out, getting up to see Venus will involve just opening your eyes from bed!

We have organised a few special events during our the 4 days. Here is a guide for the 4 days planned so far.

Thursday 11th

- Arrive 12-3pm
- Airport pick up, lunch in town plaza**Only (Qantas flies to Alice Springs from most Oz capitals)
- Arrive campsite, set up swags, check out campsite

- 5pm Gather for opening ceremony, chart intentions
- Bush BBQ, campfire, get to know each other party.

Friday 12th

- Yoga or Dream group or sleep in
- Breakfast
- Astro workshop – Healing the Indigenous rift – Marg Murphy
- Lunch
- Larapinta – Art Workshop with the indigenous artists at their studio
- Dinner
- The local Astronomer known as the Starman Andrew Fitzgerald, who has a weekly radio show on ABC NT will guide us through the night sky
- Campfire, stories etc (bring your Ukele!)

Saturday 13th

- Yoga or Dream group or sleep in
- A Sacred Sites Tour with Doris Stewart, senior Arrernte woman, custodian and Apmereke-atweye for Mparntwe will take us on a guided tour of sacred sites and share her knowledge and stories with us. This will be an amazing journey and not what you might expect at all. In the afternoon we will walk up Tharrarltneme (Annie Meyers hill) as Doris has given her permission for this. From the top we will have a 360* view of the country of Mparntwe and her stories will come to life.
- Lunch at Botanical Gardens Café **
- Alice Springs Art Gallery Tour – 2 hrs
- Evening Astro Workshop – “Paradigm shift” – what is it? and what can we do with/about it? Broadening and deepening our experience of the current Zeitgeist – Group discussion – Workshop – TBA
- inner – Stars and stories

Sunday 14th

- Yoga or dreamgroup or sleep in
- Breakfast
- Astro Workshop – Signs, symbols and signals – Astro Health – Julija Simas
- Local Bush Tucker Man – Latzi – will take us on a bush walk to point out plants and their healing properties, medicinal uses, and food used and found in this area- He knows everything about it!
- Lunch

- AN afternoon of dot painting with Mk Turner MK (margaret kemarre) Turner OAM, a senior Arrernte woman will share her knowledge from the indigenous perspective and the meaning of their Art, as we too have a go at making our own dot painting. MK won the territory literature prize for non-fiction in 2011 with her book *Iwenhe Tyerrtye: what it means to be an Aboriginal person*.

- Dinner
- Star Stories, more Visual Astrology

Monday 15th

- Yoga, Dreamgroup or sleep in
- Breakfast
- Pack up, clean up etc
- Closing circle! Mandala making at the river bed.
- Leave before lunch transfers to Alice Springs or Airport

NB _ Astro workshops will be designed to be understood for all levels of astrology. Informal discussions regarding our charts, concerns and insights will be scheduled during the 4 days, when we know who will be joining us and as we tighten the schedules and times . Stay tuned.

During October we can expect beautiful clear skies and warm days, temperatures at night can cool down, but it's never cold. Swags are cosy and come with sleeping bag and blanket inside. If you prefer your own bag or pillow, bring it with you! Bring a warm jacket and think layers when you pack your clothes...you could be down to a singlet during the day. If you have a musical instrument bring that too. Come prepared for a once in a lifetime experience: camping under the stars with the people who love them....share your knowledge and learn with the C*I*A. Its sure to be a great experience, so we invite you to come along and enjoy with us!

- Cost \$880
- C*I*A Agents and friends of C*I*A receive 10% discount \$792
- [See details here:](#)
- Deposits due 1st Sept \$250 For organizational purposes we require a non-refundable deposit to secure your place.
- Bookings close 15th Sept – limited numbers so get in early!

- All inclusive All Food (except Lunch on arrival day and Lunch at gardens**), Transport, Tours, Guides, Camp fees, swag hire, Telescopes, gallery fees, art supplies

For more information, further booking and payments details and schedule updates, please contact:

Marg Murphy
agent77@cosmicintelligenceagency.com
Phone Marg on 0418 120 460

Julija Simas
Julijaagent12@cosmicintelligenceagency.com
Phone Julija - 0417 988 512

What to bring:

NOTE : Average Temps for September – 12 - 30 Degrees
 Sleeping Bag – Pillow if not wanting to use what is provided/hired for you
 Night clothes – Warm jacket, long pants , warm beanie
 Sleep Clothes- sexy lingerie might not be the go, but whatever!
 Day clothes – T'Shirts, Singlets, Shorts, light shirts.
 Swimmers – never know, might find a hole
 Sunscreen – note: Sun not as strong as Melbourne
 Toiletries
 Towel
 Bug repellent – Marg says there's no bugs – Good! And there isn't after last years' experience
 Water Bottle – A Must
 Day pack – For any longer Walks
 Walking shoes – A must
 Hat -
 Camera
 Binoculars -
 Torch –
 Alcohol – Optional
 Musical instrument if ya like or make your own rhythm sticks!

Good attitude and spirit – A Must!
 Places are limited to 20
 Hope to see You there!

We had a great time last year – Read about our last Star Camp 2011 and see some Camp photos here!

Goddess Journey

Goddess Journey in Ireland 2012



Are you looking to explore ways of connecting with the Divine Feminine?

The Goddess Journey in Ireland 2012 is for any woman interested in exploring her Goddess spirituality in new ways, new settings and with a group of like minded women.

Ireland, the magical land of Celtic Mythology and ancient sites is home to many Goddesses: Boanne, the guardian of the Boyne Valley; Maeve the Goddess of Sovereignty and the sacred site of Tara; Brighde, the keeper of the sacred flame and Cailleach, the ancient Hag Goddess.



The journey will take us to Sacred Sites including Newgrange, the Castleruddery Stone Circle and Tara. We will also visit places of natural beauty and spiritual powers including the Crystal Path in Glendalough, the Living Flame of Bridgid in Kildare and the Seat of the Ancient Hag in Loughcrew.

There will be guided meditations, Shamanic journeys to the Goddess, chanting and rituals. There will also be time for your own personal exploration of the sites and space for personal rituals (either on your own or supported by the group). The creation of handmade artefacts and symbols has been part of the spiritual process for thousands of years. We will follow this path using felting and beading to create unique items of power and ritual.

Where : Ireland

When: 17. - 26. August 2012

Facilitators:

Ulrike Ascher was born in Germany and moved to Ireland 15 years ago. She is an experienced Shamanic Practitioner, Reiki Teacher and workshop facilitator who has been running courses in Ireland, Germany and Austria for over 20 years. She is the founder of Goddess Gathering - a forum and network for women who want to deepen their connection to the Ancient Mother and each other.



Tricia Szirom is the co-owner of Gaia's Garden in Melbourne, Australia, a place for Goddess rituals and worship. She has participated in many Goddess events, conferences and gatherings worldwide. She has also published several books on women's and Goddess topics. She facilitates workshops for women all over the world and creates beautiful pieces of Goddess jewelry and ritual wear for women.



Goddess Journey in Ireland - 17.-26. August 2012

Places will be limited to 12 and applications will be dealt with on a first come first served basis. A deposit of \$600 will secure your place, rest amount due by 1 July unless otherwise arranged (early bird booking before the 29th of February with the full amount of \$1400).

For information on the course please contact Ulrike Ascher at info@ravenowl.com

EARTHSONG WITCHCAMP



HEALESVILLE, VIC

1ST - 6TH OCTOBER, 2012

EarthSong will be a six-day intensive program in the Craft, for newcomers & experienced folk alike. As found at Reclaiming WitchCamps around the world this includes deep exploration of a chosen path, with time to connect and reflect, culminating in evening rituals that take us into the heart of ancient tales, creating a powerful, transformational energy that builds throughout the Camp.

You will be supported by a team of Reclaiming teachers, gifted practitioners of magic, offering one of three paths for you to choose.

The Rites of Passage Path: dream our song into being with Rose May Dance & Rhonda Evenstar, the Iron Pentacle Path: expand our authentic selves with Ravyn Stanfield & Aria Weaver or the Elements of Magic Path: explore the Elements of Life from within the Cauldron of Nature with Dawn Isidora, Catherine Melissa and Ash

The private venue overlooks the Yarra Ranges National Forest north of Melbourne and features comfortable cabin accommodation and gourmet vegetarian cuisine.

Register now at <http://earthsong.australiareclaiming.org.au/>

For a Barely Early Bird offer that expires in late June

for more information: earthsong@australiareclaiming.org.au

Elements of Magic

A Course in the Reclaiming Tradition Of WitchCraft

Presented in Wollongong
By Margi Curtis and Graham Wykes

Join us in front of our wood fire for five nights in August exploring the magical tools that define Reclaiming WitchCraft, a contemporary Pagan tradition.

This course may appeal to anyone interested in... Nature-based spirituality, Eco-activism, Urban Shamanism, Eclectic Wicca, Feri Tradition, Personal Growth, Exploring ritual and ... "becoming the change we want to make!"

To be held in Wollongong on Friday evenings from 7pm – 9.30pm with refreshments.

- 3 August - AIR: Course intro, connections, creating sacred space, using breath, focus, energy clearing & protection, finding our voices, myth and story
- 10 August - WATER: creative magic & ritual, feeling deeply, psychic tools like dreams, visions, Tarot, and spontaneous expression
- 17 August - FIRE: Energy work, shared power, Pentacle of Iron path working calling back sex, pride, self, power and passion
- 24 August - EARTH: Staying grounded, as within so without, embodied ceremony and ritual, healing our bodies/ healing the earth
- 31 August – SPIRIT: where the elements meet, Feri tradition, heart and soul of community, what is a coven?

COST: Registration fee of \$50 to ensure your place in the circle - no other costs!

More about the Course

This course offers a practical overview of the evolving, ecstatic Pagan path that is the Reclaiming Tradition. Throughout the five weeks of the course, we will explore each of the four sacred Elements, find our unique sense of sacred space and extend our ritual skills – covering essential magical tools and processes, enhancing observation skills, energy-work and our connection with the divine. By the end of the course we will be able to create a range of rituals and spiritual practices for our own personal spiritual enrichment, and in a group.

About the Facilitators

Margi and Graham have been teaching and facilitating groups in Paganism and WitchCraft for over 20 years. They are gentle yet passionate advocates for the environment and social justice. They recently both took leadership roles at the first Thriving Illawarra Festival. Their combined knowledge, interests and talents are extensive: Margi (Bramble) reads Tarot at Lotus Health and Wellbeing Centre, Graham teaches Massage students, and together they are amongst the founding members of the Australia Reclaiming community responsible for helping organise EarthSong WitchCamp.

CONTACT: margicurtis@gmail.com or
0416 262692 or find us on Facebook.

WITCHY CRAFTS



Anubis Incense

- used for divination and working with spirits

1 part Frankincense
1 part Mugwort
1 part Sandalwood
3 drops Lotus or Patchouli essential oil

JULY TAROT READING DEATH



The Death card signifies an ending that leads to a new beginning. The Death card

moves us on into action; it encourages us to push for change, to put behind us all of the factors that held us back and to sever connections that are no longer helpful to us and do not support us. In order to do this, we need to recognize any fears of change that can hinder us from moving into a new beginning.

Life is in constant motion and this is the irony of the Death card. Death is never the end - it is simply a motion in a different direction.

Tarot card is from Glastonbury Tarot by Lisa Tenzin-Dolma

VÄLLUKT

FOR THE ALTERNATIVE SOUL

JAR CANDLES ~ PILLARS ~ T-LITES

SPRITZERS ~ HAND CREAM

GOATS MILK SOAP ~ LIP BALM

RITUAL INCENSE

VALLUKT@HOTMAIL.COM

WWW.VALLUKT.BIGCARTEL.COM

WWW.FACEBOOK/VALLUKT

FABLE BLADES

*Custom Made Athames
Wands Swords Staves
& Pipes - for Dreamers
Worldwide*

"You Dream it, I'll Create it"



www.fableblades.com

Brendan Olszowy

m: 0411 470 663

e: brendan@fableblades.com

Enchanted
Emerald Forest
by Emerald Fairy Lynn Designs



Medieval - Gothic - Fairy Wedding
Gypsy - Custom Made Garments

www.enchanted-emerald-forest.com



Jewellery & Aromas for the Soul

Avalon by Nature

Crystals, Jewellery and Aromas for the Soul

Stones & crystals for healing & development
Silver, Gypsy Bronze and Crystal jewellery
Aromas – herbal, resin, cone and stick incense, essential oils and soy melts - create your own magical blends
Song of India and Spiritual Sky perfumes – time tested & still popular
Custom-made cloaks
Find us at on Facebook/AvalonbyNature, Psychic Fairs and selected NSW Festivals

embrace

... life, love & each other ...

Crystals ~ Gemstones ~ Wands
Pendulums ~ Herbal ~ Aromatherapy
Incense ~ Candles ~ Feng Shui
Windchimes ~ Water Blessings
Native American ~ Books ~ Music
Jewellery ~ Workshops ~ Readings

Shop 1015 Westfield
Miranda NSW 2228

(lower level, opp. Rubyniks Cafe)



Whether it's a small event or a large event, we want to ensure that we create something both special and a little bit different for you and your guests. Let us bring value, imagination and energy to your project.

Theresa Gregory
Events Manager & Owner
TKG Events Management
gregorytk@bigpond.com
0413 219 112

Crystal Pathways

"It's not the Journey, but the Paths you Tread"

Shop 4B, Windmill Shopping Centre
Cnr Laurina Ave & Old Bush Rd
Yarrawa NSW 2233
Phone/Fax: (02) 9520 2003

www.crystalpathways.com.au

Crystals ~ Incense ~ Essential Oils
Candles ~ Rock Salt Lamps
Smudging Supplies ~ Guardian Bells
Books ~ Tarot Cards
Readings/Healing Sessions
(bookings essential)



Owl Tree Grove



Witchcraft supplies for healing, magic & ritual!



www.owltreegrove.com

Cherished Creatures

Natural Veterinary Care

Dr. Becca Olszowy
BSc BVMS Cert Herbs Horses

Mobile Service WA: Mandurah to Busselton
Acupuncture, Herbal Medicine and Flower Essences can treat many ailments from lameness to skin problems, anxiety to kidney disease.

Horses, Dogs & Cats - Pets & Performance
Natural Petcare Products
Email flower essence consultations

0419 930 529

dr.bec@cherishedcreatures.com.au
www.cherishedcreatures.com.au



www.lotuswellbeing.com.au

Specialist Books, Music, Aromatherapy, Candles,
Herbal Tea, Inspiration Cards, Tarot Readings,
Crystal Therapy & more

ONLINE SHOPPING ALSO AVAILABLE

246 Crown Street, Wollongong NSW 2500

(02) 4226 4740

info@lotuswellbeing.com.au

Intro to Shamanism Workshop

Sunday 26th August 2012



Shamanism is a spiritual practice from ancient indigenous cultures that teaches us how to connect to nature and the spirit worlds on a deep level.

This workshop will introduce you to shamanism: what it is, its practices, and how to apply its concepts to your daily life and spiritual belief system. We will cover the topics of the concept of shamanic healing, who the healing spirits are and how to begin working with them, and you will experience a guided shamanic vision quest to the spirit worlds to meet and connect with your spirit animal companion.

Janine Donnellan from Spheres of Light & SOuL Searchers will be the facilitator of this workshop. Janine has been featured in the Daily Telegraph, Mania Magazine, the Sun and the St George & Sutherland Shire Leader as well as appearing regularly on Psychic TV.

Where: Embrace, Shop 1015 Westfield,

Miranda NSW 2228

When: Sunday 26th August 2012

Time: 5:30- 7:30pm

Cost: \$60 includes notes & supper

Bookings: 02 9531 0009

WHAT'S HAPPENING AT SOL?

**SOL Full Moon Circle
August 3, 2012**



Spheres Of Light holds regular Full Moon Circles near Engadine (Southern Sydney, Australia) on the Friday before each Full Moon. These Full Moon gatherings are Open Circles, meaning that all Pagans are welcome to come along any time and experience a Full Moon circle with us. [Details here...](#)

**SOL Meditation in the Royal National Park
Sunday August 16 2012**



[Click here for more information.](#)

Come join us for meditation in the beautiful surrounds of The Royal National Park. Our meditations will be conducted every third Sunday of the month. Please email inquiries@spheresoflight.com.au for times and meet up details.

(Please Note: you must be over 18 years of age to attend any SOL gatherings, events, classes & workshops.)

OTHER PAGAN AND COMMUNITY EVENTS

Please email us the details of any pagan or community events, classes, workshops or regular meetings that you'd like to see promoted here in this free listing.

**PAN Full Moon Public Circle
Thursday 2 August, 2012
at Seven Hills, Sydney
([map](#)) 8:30pm**



PAN Inc. full moon ritual. PAN runs a public full moon ritual each month at Rotaract Hill, Seven Hills. Anyone is welcome to attend - the purpose of the ritual is to provide members of the pagan community an opportunity to celebrate the full moon together & network with friends, it is also a public ritual where those new to paganism can attend to learn more and meet like-minded others, and the rituals also help inform the general public about what pagans do and dispel misguided myths about paganism and witchcraft.

The circle is held on the top of Rotaract Hill on Terminus Road Seven Hills NSW, just next to the train station. Getting there is easy. If you take the train, the hill is less than five minutes' walk (and easily visible from the station). If you drive, there is plenty of parking available both at the base of the hill and across Terminus Road. Full Moon info and contact details here.



When: Friday 21st, Saturday 22nd & Sunday 23rd
September 2012

Cost:
PAN / PA / CC* Members
Adult: \$260
Non Members
\$280
Child (2-17): \$180
Presenter: \$220
Cost includes 2 nights bunk-style accommodation, all meals from Friday supper to Sunday Lunch, all activities including the Saturday night concert.

To qualify for the member's discount, every registration must include a PAN, PA or Combined Covens* membership number. To take advantage of a full family discount, an extra \$30 will upgrade your single PAN membership to a family membership and save a family of four between \$40 - \$80 on this one event.

*CC members will need to have been a member since 2010 to qualify. Payment plans are available for this event.
Contact Email:

awc2012@paganawareness.net.au

Contact Phone:
Mark 0410 342 055 (after hours please)

Web:
<http://2012.wiccanconference.org/>



SOuL Searchers is Spheres of Light's paranormal investigations subgroup. They use a common sense scientific approach to all investigations but also have an open mind to all theories & methodologies.



Crone and Sage is a website that is dedicated to our pagan elders who want to share their knowledge and wisdom, magic and life experiences in the form of articles, poetry, recipes, artwork and music.



The **Spheres Of Light Holistic Centre** has within its members practitioners who can provide Spiritual Healing in a variety of natural healing modalities.



If you want to know about current topics [click here](#). This is a place where you can discuss ideas and catch up on general news. So if you want to participate please become a member as we would love to hear from you.



The **National Pagan Directory** is a Spheres Of Light initiative to help Australian Pagans connect with each other in their local area. It is a FREE listing & provides links to information about covens, groups, workshops, retreats & other special Pagan events, plus Aussie Pagan businesses & services. If you would like your coven, group, regular meet-up to be listed in the NPD please send us your details. To list your one-off or special events please use our Australian Pagan Events forums. We also invite Celebrants in the Pagan community to promote their services in the NPD. For further information & contact details click on the banner above.



Would you like to help sponsor our free eMagazine and advertise your pagan-friendly business in Axis Mundi? [Click here](#) for more details.



SUBMISSION DEADLINE
14th of January 2013
Publication Date approx.
20th/21st.

Submissions to this eMagazine are open to all pagans and pagan organisations. Submit your

articles, poetry, book reviews, essays and opinions, hints and tips, information pieces and artwork. All contributors receive full credit, and are linked to their website if desired. Just send an inquiry or the completed work to us. More info here [Keep up to date with SOL's activities via Facebook](#).





Spheres Of Light

We stand in our power. The spark within us is one with the eternal flame that guides and sustains us on our journey.



ABN 46 385 794 818

PHONE: 0408 025 268

EMAIL: inquiries@spheresoflight.com.au